

SPM41200S040

Solartech Permanent Magnet Solar Pump

Performance

Water Head	41 - 27 m
Daily Water Flow	22 - 40 m ³

Technical Data

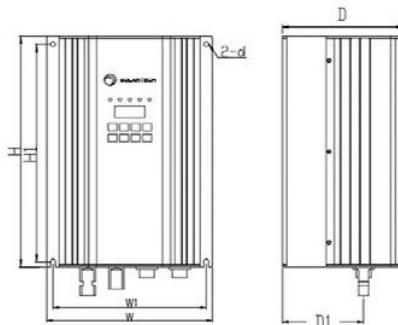
Pump Specifications	Centrifugal Pump 110V 110Hz
Pump Outlet Dia.	40 mm, 1"1/2
Adapting Well Dia.	125 mm
Solar Pumping Inverter Model	PM1200D
Inverter Power	1200 W
Max. DC Input Voltage	200 V
Recommended MPP Voltage	120-160 V
Inverter Ambient Temperature	-20 ~ 60 °C
Pump Model	SPM4-5-1.1S
Moto Power	1.1 kW
Pump Enclosure Class	IP68
Ambient Water pH Range	6.5 - 8.0
Ambient Water Temperature	1 - 35 °C



Dimension, Weight and Material

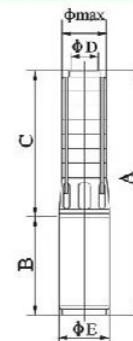
Inverter

W = 202 mm
H = 284 mm
D = 146 mm
W1 = 187 mm
H1 = 272 mm
D1 = 113 mm
d = 6 mm



Pump

A = 674 mm
B = 351 mm
C = 323 mm
ΦD = 1"1/2
ΦE = 95 mm
Φmax = 100 mm




Solar Pump Net Weight	15.7 kg	Pump Impeller Material	AISI 304
Solar Pump Gross Weight	17.9 kg	Pump Body Material	AISI 304
Solar Pump Volume	0.04 m ³	Inverter Enclosure Material	Aluminium Alloy

Relevant Information

Warranty

Inverter	1 year
Pump	1 year

Standards

	EN 61000-6-3:2007+A1:2011
	EN 61000-6-1:2007
	EN 60335-1:2012
	EN 60335-2-41:2003
	+A1:2004+A2:2010

*All specifications and information are provided with good intent, products may be subject to change without notice.

PT. Solar Surya Indotama
Ruko Greenville blok A no. 1, Tanjung Duren Barat
Jakarta 11510 - Indonesia
Telp: 62-21-5656013
www.solarsuryaindotama.co.id

Performance Curve

Solar Radiation : 6kWh/m²/day

SPM41200S040

