

# SPM600H

## Solartech Permanent Magnet Solar Pump

### Performance

Water Head	80 - 18 m
Daily Water Flow	2 - 18 m <sup>3</sup>

### Technical Data

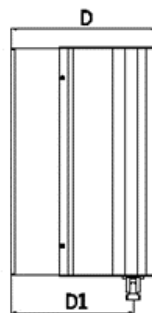
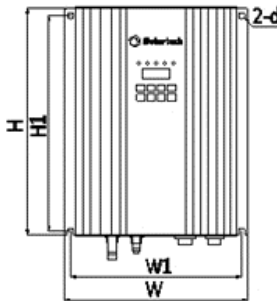
Pump Specifications	Helical Rotor Pump 48V 110Hz
Pump Outlet Dia.	25 mm, 1"
Adapting Well Dia.	125 mm
Solar Pumping Inverter Model	PM600D
Inverter Power	600 W
Max. DC Input Voltage	150 V
Recommended MPP Voltage	60-120VDC
Inverter Ambient Temperature	-20 ~ 60 °C
Pump Model	SPM4-2-0.6H
Motor Power	600 W
Pump Enclosure Class	IP68
Ambient Water pH Range	6.5 - 8.0
Ambient Water Temperature	1 - 35 °C



### Dimension, Weight and Material

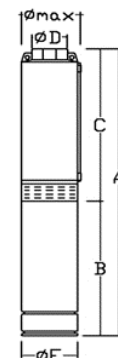
#### Inverter

W = 202 mm
H = 244 mm
D = 146 mm
W1 = 187 mm
H1 = 232 mm
D1 = 113 mm
d = 6 mm



#### Pump

A = 560 mm
B = 351 mm
C = 209 mm
ΦD = 1"
ΦE = 95 mm
Φmax = 100 mm




Solar Pump Net Weight	12.8 kg	Pump Screw Material	AISI 304
Solar Pump Gross Weight	16.3 kg	Pump Body Material	AISI 304
Solar Pump Volume	0.04 m <sup>3</sup>	Inverter Enclosure Material	Aluminium Alloy

### Relevant Information

#### Warranty

Inverter	3 years
Pump	1 year

#### Standards

	EN 61000-6-3:2007+A1:2011
	EN 61000-6-1:2007
	EN 60335-1:2012
	EN 60335-2-41:2003
	+A1:2004+A2:2010

### Performance Curve

Solar Radiation : 6kWh/m<sup>2</sup>/day

